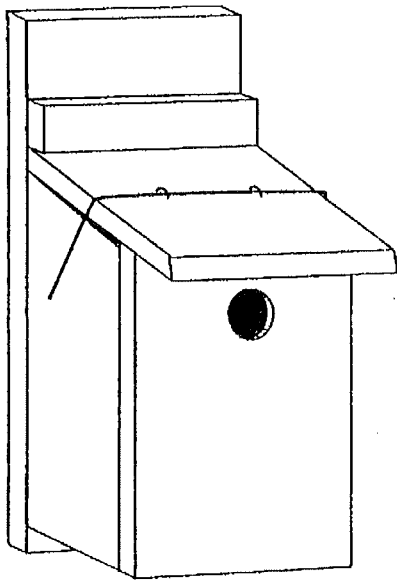
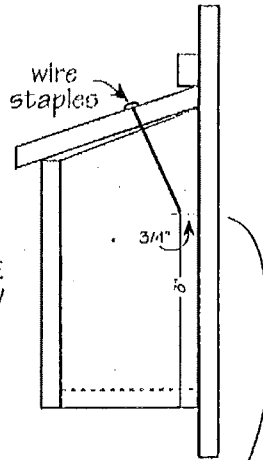


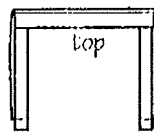
Top-opening Box for Mountain Bluebirds



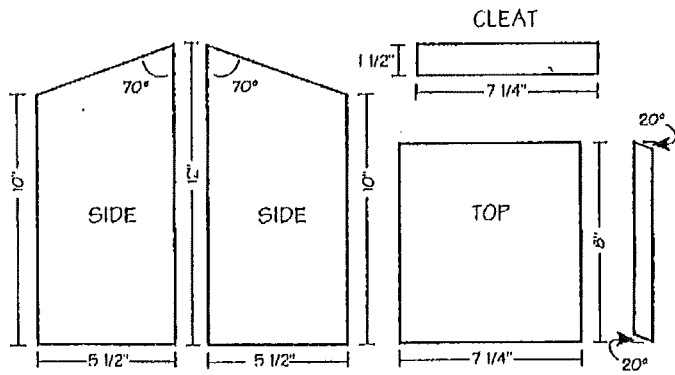
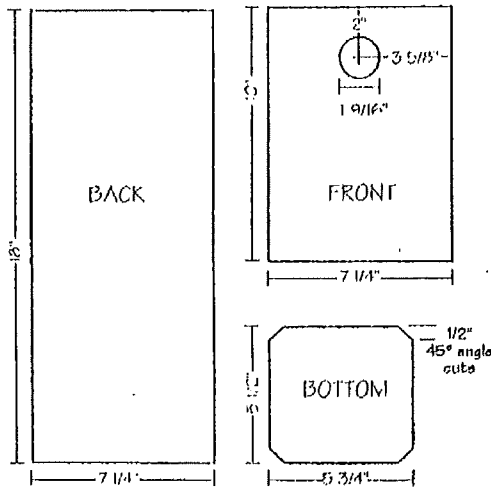
SIDE VIEW



Materials List	
cut from wood 3/4" thick:	
top (w x h).....	7 1/4" x 8"
front	7 1/4" x 10"
back.....	7 1/4" x 18"
sides (2).....	5 1/2" x 12"
bottom.....	5 3/4" x 5 1/2"
cleat.....	7 1/4" x 1 1/2"
hole diameter..... 1 9/16"	
hardware: wire staples	
latch wire..... 1/8" diameter x 18 1/4" long	



To attach latch wire, drill a 1/8" diameter hole, 1/2" deep into each side, and insert the ends of the wire into the holes.



The dimensions of this box are generously sized to accommodate the larger nests of mountain bluebirds. To attach latch wire, drill a 1/8" diameter hole, 1/2" deep into each side. Insert the ends of the wire into these holes. Instead of using a latch wire, the top can be secured with a #8 x 1 1/2" wood screw.

Plans available from:
 Mountain Bluebird Trails
 P.O. Box 794
 Ronan, MT 59864
 (Include \$1.00 for postage and handling.)